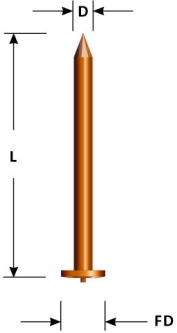




INSULATION WELD PINS



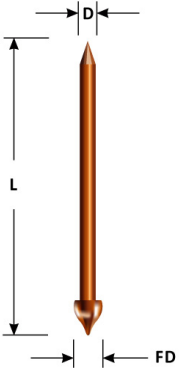
Capacitor Discharge Weld Pin

The standard weld pin used for most applications.

CD weld pins are used for attaching insulation to various metals, with the use of a CD welder. After the pin is welded in place, the insulation is impaled on the pin and secured with a self-locking washer (sold separately).

Available in regular point (as pictured) and blunt-end.

Standard Dia: 10ga & 12ga-lengths as required

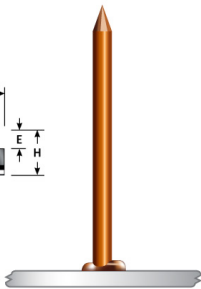
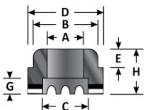
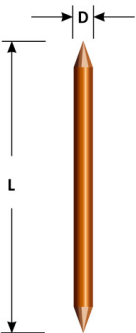


Powerbase® Weld Pin

Not recommended to use on metals less than 1/16" thick

A specialty type of CD pin, Powerbase pins can be welded through mill scale, rusted or painted surfaces. No need to grind or clean the base material. After the pin is welded to the surface, a self-locking washer is used to secure the insulation. CD welder with cup head capacity or larger is required.

Standard Dia: 10ga & limited 12ga



Double Pointed Weld pin

The standard weld pin if using arc stud welding equipment.

Double pointed pins are normally welded with an arc or drawn arc stud welding machine. Like other weld pins, insulation is impaled over the welded pin and secured with a self-locking washer. When welding, the pins can be welded to rough or contaminated surfaces, without preparation. Ferrules are a component of the pins and automatically come when ordering double pointed pins.

Standard Dia: 10ga

Visit our website at www.StudWeldProd.com or email Info@StudWeldProd.com

Downey, CA

9459 Washburn Rd
Downey CA 90242
Ph: 800-252-1919
Fax: 562-862-3022

Hayward, CA

2391 American Ave
Hayward, CA 94545
Ph: 510-782-7883
Fax: 510-782-7918

Kent, WA

7820 S. 210th St #C103
Kent, WA 8032
Ph: 425-656-9787
Fax: 425-656-9786

Phoenix, AZ

3535 E Wier Ave #4
Phoenix, AZ 85040
Ph: 602-305-9350
Fax: 602-305-4890