



STUD WELDING PRODUCTS, INC

Your Number One Stud



PNEUMATIC CLAMP PMB-S



DESCRIPTION

Compact pneumatic clamp with vertical movement. Ground connection to the clamp with in and output of the work piece only from the front side

FEATURES

CLAMPING MOVEMENT	Single action air cylinder
VERTICLE CLAMPING WAY	0.16" (4 mm)
MAX. THICKNESS OF WORK-PIECE	Through elevation adjustment of clamp up to 0.79" (20 mm)
WIDTH OF CLAMP	0.59" (15 mm)
AIR PRESSURE CONNECTIONS	Up to 6 bar
DIMENSIONS	3.86"L x 1.77"W x 1.65"H
WEIGHT	1.01 lbs

Visit our website at www.StudWeldProd.com or email Info@StudWeldProd.com

Downey, CA

9459 Washburn Rd
Downey CA 90242
Ph: 800-252-1919
Fax: 562-862-3022

Hayward, CA


2391 American Ave
Hayward, CA 94545
Ph: 510-782-7883
Fax: 510-782-7918

Renton, WA

927 Thomas Ave SW
Renton, WA 98057
Ph: 425-656-9787
Fax: 425-656-9786

Phoenix, AZ

3535 E Wier Ave #4
Phoenix, AZ 85040
Ph: 602-305-9350
Fax: 602-305-4890



STUD WELDING PRODUCTS, INC

Your Number One Stud

PNEUMATIC CLAMP PMB-S

FEATURES

- Process variants: contact welding, gap welding, short cycle drawn arc welding, and drawn arc welding
- Rigid casing made of metal
- Zero-play ball linear bearing for guiding the welding piston, to ensure maximum precision and reproducibility for welds
- Integrated lift and spring-loaded adjustment
- Direct reading for the adjusted plunge and lift dimension
- Torsion-resistant aluminum-casing to accommodate all function elements (e.g. ball bearing guide) and accessories
- Sealed welding piston guidance
- Compact dimensions
- Stud length is freely adjustable (up to 40 mm; other lengths available on request)
- Digital display (1/100 mm) for the position of the welding piston using integrated measuring system
- Infinitely adjustable spring-loaded adjustment can be read off the scale directly
- Prisma clamping system for fast exchange of the complete stud welding head
- Push button detent system to facilitate changing the feeding tube
- Mechanical structure tested in production
- Electronically controlled
- Lock-in spring adjustment
- Lock-in lift adjustment
- Reproducible piston movement with minimized rebound effect for optimum welding quality via lift damper
- High level of security to prevent the selected settings being changed inadvertently
- Guidance system protected against spatters
- Individual adjustment options for optimum welding results
- Welding on painted sheets possible (clean, smooth and flat surfaces and grounding required)
- Possible to match with special welding elements
- Manual or fully automatic stud feed possible (welding element is automatically pushed through the feed tube in the chuck)

Visit our website at www.StudWeldProd.com or email Info@StudWeldProd.com

Downey, CA

9459 Washburn Rd
Downey CA 90242
Ph: 800-252-1919
Fax: 562-862-3022

Hayward, CA

2391 American Ave
Hayward, CA 94545
Ph: 510-782-7883
Fax: 510-782-7918

Renton, WA

927 Thomas Ave SW
Renton, WA 98057
Ph: 425-656-9787
Fax: 425-656-9786

Phoenix, AZ

3535 E Wier Ave #4
Phoenix, AZ 85040
Ph: 602-305-9350
Fax: 602-305-4890